


## BATTMARS


## Battcars Profiles


Battcars with part numbers 1530 -11- xx are designed with a profile to fit Seldén / Kemp. Part numbers 1530-16-xx fit HA89, 1530-19-xx fit HA90, 1530-20-xx fit Seldén C and 1530-23-xx fit HA91 profile.

PART NO	FOR MAST PROFILE	WIDTH	LENGTH	WHEEL SIZE Ø	MATERIAL OF ADAPTOR PART	PACK. QTY	RECOMMENDED BATTEN FITTING	SLOT WIDTH 10mm BOLT
								ROPE/REC. KNOCK ON SHACKLE
 1530-11-03	Seldén 1335*	11 mm	66 mm	15 mm	Aluminium	20	1490-1	44 mm / 2260-851
1530-16-03	HA 89	16 mm	66 mm	15 mm	Aluminium	20	1490-1	44 mm / 2260-851
1530-19-03	HA 90	19 mm	66 mm	15 mm	Aluminium	20	1490-1	44 mm / 2260-851
1530-20-03	Seldén C	20 mm	66 mm	15 mm	Aluminium	20	1490-1	44 mm / 2260-851
1530-23-03	HA 91	23 mm	66 mm	15 mm	Aluminium	20	1490-1	44 mm / 2260-851

PART NO	FOR MAST PROFILE	WIDTH	LENGTH	WHEEL SIZE Ø	MATERIAL OF ADAPTOR PART	PACK. QTY	RECOMMENDED BATTEN FITTING	SLOT WIDTH 10mm BOLT
								ROPE/REC. KNOCK ON SHACKLE
 1530-11-10	Seldén 1335*	11 mm	66 mm	15 mm	Stainless steel	20	-	-
1530-16-10	HA 89	16 mm	66 mm	15 mm	Stainless steel	20	-	-
1530-19-10	HA 90	19 mm	66 mm	15 mm	Stainless steel	20	-	-
1530-20-10	Seldén C	20 mm	66 mm	15 mm	Stainless steel	20	-	-
1530-23-10	HA 91	23 mm	66 mm	15 mm	Stainless steel	20	-	-

PART NO	FOR MAST PROFILE	WIDTH	LENGTH	WHEEL SIZE Ø	MATERIAL OF ADAPTOR PART	PACK. QTY	RECOMMENDED BATTEN FITTING	SLOT WIDTH 10mm BOLT
								ROPE/REC. KNOCK ON SHACKLE
 1530-11-05	Seldén 1335*	11 mm	66 mm	15 mm	Stainless steel / M10	20	1580, 1590, 1595	30 mm / 2260-850
1530-16-05	HA 89	16 mm	66 mm	15 mm	Stainless steel / M10	20	1580, 1590, 1595	30 mm / 2260-850
1530-19-05	HA 90	19 mm	66 mm	15 mm	Stainless steel / M10	20	1580, 1590, 1595	30 mm / 2260-850
1530-20-05	Seldén C	20 mm	66 mm	15 mm	Stainless steel / M10	20	1580, 1590, 1595	30 mm / 2260-850
1530-23-05	HA 91	23 mm	66 mm	15 mm	Stainless steel / M10	20	1580, 1590, 1595	30 mm / 2260-850

PART NO	FOR MAST PROFILE	WIDTH	LENGTH	WHEEL SIZE Ø	MATERIAL OF ADAPTOR PART	PACK. QTY	RECOMMENDED BATTEN FITTING	SLOT WIDTH 10mm BOLT
								ROPE/REC. KNOCK ON SHACKLE
 1530-11-15	Seldén 1335*	11 mm	66 mm	15 mm	Stainless steel	20	1490-1	22 mm / 2260-849
1530-16-15	HA 89	16 mm	66 mm	15 mm	Stainless steel	20	1490-1	22 mm / 2260-849
1530-19-15	HA 90	19 mm	66 mm	15 mm	Stainless steel	20	1490-1	22 mm / 2260-849
1530-20-15	Seldén C	20 mm	66 mm	15 mm	Stainless steel	20	1490-1	22 mm / 2260-849
1530-23-15	HA 91	23 mm	66 mm	15 mm	Stainless steel	20	1490-1	22 mm / 2260-849

PART NO	FOR MAST PROFILE	WIDTH	LENGTH	WHEEL SIZE Ø	MATERIAL OF ADAPTOR PART	PACK. QTY	RECOMMENDED BATTEN FITTING	SLOT WIDTH 10mm BOLT
								ROPE/REC. KNOCK ON SHACKLE
 1530-11-09	Seldén 1335*	11 mm	66 mm	15 mm	Stainless steel / M10	20	1580, 1590, 1595	45 mm / 2260-851
1530-16-09	HA 89	16 mm	66 mm	15 mm	Stainless steel / M10	20	1580, 1590, 1595	45 mm / 2260-851
1530-19-09	HA 90	19 mm	66 mm	15 mm	Stainless steel / M10	20	1580, 1590, 1595	45 mm / 2260-851
1530-20-09	Seldén C	20 mm	66 mm	15 mm	Stainless steel / M10	20	1580, 1590, 1595	45 mm / 2260-851
1530-23-09	HA 91	23 mm	66 mm	15 mm	Stainless steel / M10	20	1580, 1590, 1595	45 mm / 2260-851

\* Please note that if the Seldén masts are equipped with a sail entry gate with a cassette with tongue and rubber spring pad, it has to be converted to a track gate insert for fullbatten sails (Seldén part no 505-516-01, 505-524-01).

## Spare parts for Battcars 1530

As spare parts for the 1530-series, there are separate plastic battcar bodies and adaptor-parts of aluminium and stainless steel available. Please note that the screw which connects the adaptor-part with the battcar body has to be locked with products such as Loctite or PermaBond. Part numbers for adaptor: 1530-03, 1530-05, 1530-09, 1530-10 och 1530-15. Part numbers for battcar bodies: 1530-11, 1530-16, 1530-19, 1530-20 och 1530-23.