

SDA Full Batten Fittings

SDA Fittings

These fittings, manufactured by SDA, are suitable for fully battened mainsails on boats up to 40 ft. Types are offered for either flat section or round section battens and all are compatible with a wide range of track slides including Sailman 3000, 4000 and 5000 systems.

For Battens up to 24mm x 5mm

- ▲ Moulded from reinforced nylon.
- ▲ All fittings are in type 316 stainless steel.
- ▲ Luff box connects to slide with M10 thread.
- ▲ Fitting dimensions: 100mm x 55mm.



For Sailman Full Batten Systems See Pages 47 - 62




Luff

Leech

Part No.	Comprising	Type
A443	Box, complete with backplate/top cover plate & attaching screws	Luff
A444	Box, complete with backplate/top cover plate & attaching screws compression screw & locknut	Leech

For Battens up to 40mm x 5mm

- ▲ Moulded from reinforced nylon.
- ▲ All fittings are in type 316 stainless steel.
- ▲ Luff box connects to slide with M10 thread.
- ▲ Fitting dimensions: 100mm x 70mm.



Luff

Leech

Part No.	Comprising	Type
A453	Box, complete with backplate/top cover plate & attaching screws	Luff
A454	Box, complete with backplate/top cover plate & attaching screws compression screw & locknut	Leech

Micro Fittings for Battens up to 8mm diameter

- ▲ Moulded from reinforced nylon.
- ▲ All fittings are in type 316 stainless steel.
- ▲ Can be used as luff or leech box. Connects to slide with M10 thread.
- ▲ Fitting dimensions: 80mm x 38mm.



Luff/Leech

Part No.	Comprising	Type
A4081	Box, complete with backplate/attaching screws & nuts/compression screw	Leech/Luff

Small Fittings for Battens from 10mm to 12mm diameter

- ▲ Moulded from reinforced nylon.
- ▲ All fixings are in light-weight alloy.
- ▲ Luff box connects to slide with M10 thread.
- ▲ Fitting dimensions: A4122 - 65mm x 50mm
A4121, A4121 - 80mm x 50mm.



Luff



Leech

Part No.	Comprising	Type
A4122	Box, complete with backplate/attaching screws & nuts	Luff
A4121	Box, complete with backplate/attaching screws & nuts/compression screw	Leech

Mainsail Batten Fitting for 12mm diameter Battens

- ▲ Supplied with tension screw, mounting screws and fixing plate.
- ▲ Fitted inside the batten pocket to reduce obstruction and help balanced airflow.
- ▲ Fitting dimensions: 150mm x 60mm.
- ▲ Manufactured from solid nylon.



Part No.	Comprising
A4125	Box, complete with tension screw, fixing plate/attaching screws & nuts

Medium Fittings for Battens from 12mm to 16mm diameter

- ▲ Moulded from reinforced nylon.
- ▲ All fixings are in light-weight alloy.
- ▲ Luff box connects to slide with M10 thread.
- ▲ Fitting dimensions: A4162 - 80mm x 50mm
A4161 - 80mm x 50mm.



Luff




Leech

Part No.	Comprising	Type
A4162	Box, complete with backplate/attaching screws & nuts	Luff
A4161	Box, complete with backplate/attaching screws & nuts/compression screw	Leech

SDA Full Batten Fittings

Large Fittings for Battens from 16mm to 20mm diameter


- ▲ Moulded from reinforced nylon.
- ▲ All fixings are in light-weight alloy.
- ▲ Luff box connects to slide with M10 thread.
- ▲ Fitting dimensions: A4202 - 100mm x 50mm.
A4201 - 120mm x 50mm.



Part No.	Comprising	Type
A4202	Box, complete with backplate/attaching screws & nuts	Luff
A4201	Box, complete with backplate/attaching screws & nuts/compression screw	Leech

Couplings

- ▲ Cardan joint coupling features a heavy duty universal joint.



Part No.	Description	Attachment for use with
B720	Cardan Joint Coupling	A419 - A423 slide pads
B723	Articulated Coupling	A419 - A423 slide pads
B729	Intermediate Slide Coupling	A419 - A423 Slide Pads

Connector



Part No.	Attachment for use with
B722	B723

Slide Pads

- ▲ Machined from low friction plastic alloy.
- ▲ Price includes screws for fitting to B720/B723/B729.



Part No.	Attachment for use with	Length: mm/in
A419	Masts with 19mm groove/B723/B720/B729	70 2 3/4
A423	Masts with 24mm groove/B723/B720/B729	77 3

Slides for Selden/Kemp Masts

- ▲ Designed to feed into Selden/Kemp gate.
- ▲ Pads accept pressure on aft face of mast.
- ▲ B431 is designed for use with the Sailman and SDA range of full-batten boxes.
- ▲ Stainless steel toggle ensures universal articulation.



For Sailman Full Batten Systems See Pages 47 - 62



Part No.	Attachment for use with	Connection
B431	Selden/Kemp masts	M10 Thread

SDA Fittings Chart

Selected Batten Size	Mast Slide	Coupling	Connector	Luff Fitting	Leech Fitting
Up To 24mm Flat	A419-A423	B723	B722	A443	Plus A444
	Sailman 3000	U00642			
	Sailman 4000	M10			
Up To 40mm Flat	A419-A423	B723	B722	A453	Plus A454
	Sailman 3000	U00642			
	Sailman 4000	M10			
Up To 8mm Round	A419-A423	B720	B722	A4081	Plus A4081
	Sailman 3000	U00642			
	Sailman 4000	M10			
Up To 12mm Round	A419-A423	B720	B722	A4122	Plus A4121
	Sailman 3000	U00642			
	Sailman 4000	M10			
Up To 16mm Round	A419-A423	B720	B722	A4162	Plus A4161
	Sailman 4000	M10			
	Sailman 5000	M10			
Up To 20mm Round	A419-A423	B720		A4202	Plus A4201
	Sailman 5000	M10			
	B431	M10			